

Symposium Venue

IBM Portsmouth
Address: North Harbour, PO6 3AU
Tel: 09162815000

www.lakesidenorthharbour.com/lakeside-tour/?autoplay=1

Pre-symposium workshops:

Queen Alexandra Hospital,
Southwick Hill Road, PO6 3LY,
Portsmouth, UK
Tel: 02392286000

Hotel Accommodations:

Please contact
symposium.enquiries@gmail.com
to request discount code for
booking at:

- ▶ Village Hotel, Portsmouth
- ▶ Portsmouth Marriott Hotel
- ▶ Premier Inn Portsmouth North Harbour



Registration and fees

Early bird: on or before 26/01/18
Trainees:..... £295
Consultants:..... £395

Regular:

Trainees:..... £345
Consultants:..... £445
Each workshop:..... £150

The early-bird registration to the Symposium will guarantee your first and second choice of the workshop to attend.


Registration pathway:

Online payments to:

Sort code: 090128
Account: 66608634
Reference: TME Symposium
IBAN: GB25ABBY09012866608634

For registration and more information, please contact
symposium.enquiries@gmail.com

For cheque payment and international bank transfer please contact the registration desk.



You are invited to attend 4th Portsmouth TME Symposium

March 8-10, 2018
at IBM Portsmouth



Featuring:

- ▶ Laparoscopic TME
- ▶ Robotic TME
- ▶ taTME
- ▶ Lateral pelvic wall node dissection
- ▶ ESD / TEM for rectal cancer
- ▶ Up to 16 CME credits



Welcome

Dear Colleagues,

On behalf of the Colorectal Team at the Queen Alexandra Hospital, NHS Portsmouth I would like to invite you to attend the 4th Portsmouth TME Symposium. This event will feature two days of didactic sessions with CME credits, international guests lectures, as well as live operations and a day of hands-on workshops. TME techniques that will be demonstrated include robotic, laparoscopic and transanal approach. We hope that you will have an enjoyable stay in Portsmouth.

Jim Khan

Highlights:

- ▶ Interactive live operating
- ▶ “How do I do it” videos - Learn from experts
- ▶ Debates on complex and contentious issues in rectal cancer surgery and TME
- ▶ Posters and Video presentations with prizes
- ▶ Four pre-symposium hands-on workshops for junior and senior surgical trainees
- ▶ Presentations on Human Factors in Surgical Training
- ▶ Faculty and Delegates dinner at HMS Warrior & Spinnaker Tower

- ▶ Guided Tour of the Historic City of Portsmouth



Guest Faculty (provisional)

Prof Gyuseog Choi
South Korea

Prof Calvin Coffey
Limerick, Ireland

Prof David Jayne
Leeds, UK

Prof Peter Tsarkov
Moscow, Russia

Mr Shwan Amin
Sheffield, UK

Prof Mark Coleman
Plymouth, UK

Dr Joep Knoll
Hasselt, Belgium

Dr Nicholas West
Leeds, UK

Mr Tan, Arulampalam
Colchester, UK

Prof Nader Francis
Yeovil, UK

Prof Antonio Lacy
Barcelona, Spain

Prof Steven Wexner
Cleveland Clinic, Florida

Prof Regina Beets-Tan
Amsterdam, Netherlands

Dr Roger Gerjy
Danderyds, Sweden

Prof Roger Motson
Colchester, UK

Host Faculty

Mr Jim Khan – Course Director

Prof Geerad Beets
Amsterdam, Netherlands

Mr Talvinder Gill
North Tees, UK

Prof Simon Ng
Hong Kong

Mr Chuk Abraham-Igwe

Prof Mariana Berho
Cleveland Clinic, Florida

Mr John Griffiths
Bradford, UK

Prof Yves Panis
Paris, France

Mr Anjan Banerjee

Prof Pradeep Bhandari
Portsmouth, UK

Mr Mark Gudgeon
Frimley, UK

Dr Rodrigo Perez
São Paulo, Brazil

Dr Richard Beable

Prof Paolo Bianchi
Grosseto, Italy

Prof Alexey Karachun
St Petersburg, Russia

Mr Selva Sekar
Manchester, UK

Mr Valerio Celentano

Prof Gina Brown
London, UK

Prof Bill Heald
Basingstoke, UK

Prof Antonino Spinelli
Milan, Italy

Mr John Conti

Mr Gerald David

Mr Manish Chand

Mr Roel Hompes

Prof Paris Tekkis

Dr Antony Higginson

Mr Syed Naqvi

Mr Filippos Sagias

Mr Mike Thompson

London, UK

Amsterdam, Netherlands

London, UK

Call for Abstracts

You are invited to submit your poster and video abstracts to 4th Portsmouth TME Symposium.

- Topics:**
- ▶ Colorectal Cancer
 - ▶ Follow up/survivorship/ late effects of treatment
 - ▶ Laparoscopic surgery
 - ▶ Robotic Surgery
 - ▶ Surgical Endoscopy
 - ▶ Chemotherapy
 - ▶ Radiotherapy
 - ▶ Training/Simulation

The best abstract and best video will be given a podium presentation and a prize. Deadline for abstract and video submission is 26/01/18.

Guidelines for video submission:

Duration of video should be maximum 8 minutes and all videos should be accompanied by an English language audio-narrative. Upload video on YouTube as an unlisted video and the URL submitted to the email address: samvimars@gmail.com with object "Video 4th TME Symposium". Please detail the title of the video and the authors and affiliations in the email free text.

Guidelines for abstract submission:

The maximum number of words for the abstract text is 350. Submit abstract as word document to the email address: samvimars@gmail.com with subject "Abstract 4th TME Symposium". Detail the title of the abstract and the authors' names and affiliations in the main document. State briefly and clearly the purpose, methods, results and conclusion.



Programme Thursday March 8, 2018

CME APPLIED FOR

Workshop 1

£150

- ▶ Laparoscopic Suturing and Stapling Course
- ▶ Suitable for all levels of surgical trainees
- ▶ Location: VIMARS Institute, at the Queen Alexandra Hospital
- ▶ Participants: 10-12 trainees
- ▶ Content: hands-on sessions at the dry lab, simulation of routine bowel procedures, discussion on Human Factors in Surgical Training
- ▶ Tips and tricks for intracorporeal anastomosis in right hemi, for difficult stapling in the pelvis.

Workshop 2

£150

- ▶ Introduction to Colorectal Robotic Surgery Course
- ▶ For surgical trainees, theatre practitioners, nurses and robotic theatre teams
- ▶ Location: Operating Theatres, at the Queen Alexandra Hospital
- ▶ Participants: 10-12 trainees
- ▶ Content: robotic docking, ports placement, simulation of procedures, video discussions.

Workshop 3

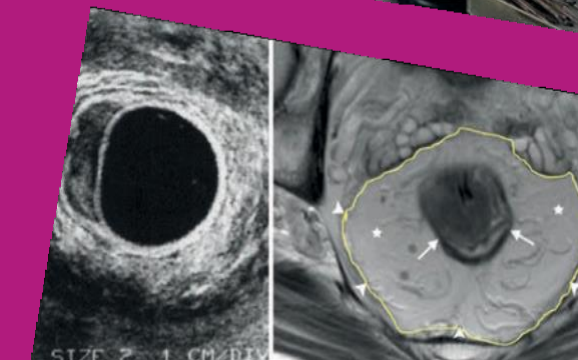
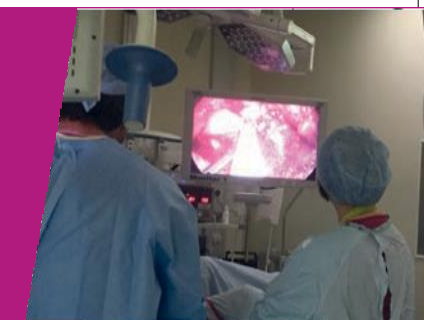
£150

- ▶ The Surgical Management of IBD
- ▶ For senior surgical trainees
- ▶ Location: Education Centre (Room 11) & Operating Theatres, at the Queen Alexandra Hospital
- ▶ Participants: 10-12 trainees
- ▶ Content: short presentation by experts, theatre experience of a complex Crohn's resection.

Workshop 4

£150

- ▶ Pelvic MRI & Endoanal USS for Surgeons
- ▶ For senior surgical trainees
- ▶ Location: Radiology Suite, at the Queen Alexandra Hospital
- ▶ Participants: 10-12 trainees
- ▶ Content: short presentation by GI radiologists and hands-on experience.



Programme - Friday, March 9, 2018

0800-0830 ▶	0830-0930 ▶	0930-1000 ▶	1000-1100 ▶	1100-1115 ▶	1115-1145 ▶	1145-1230 ▶
▶ Welcome and reception	▶ Revision & update ▶ Surgical anatomy of the rectum & Pelvis ▶ Evidence for minimal access surgery for rectal cancer ▶ Staging & restaging of rectal cancer ▶ Pathology- the key to quality improvement ▶ Vision is the key -HD, 3D and 4K digital surgery	▶ Key Note lecture 1 ▶ Changing paradigms - adjuvant chemoradiotherapy in rectal cancer	▶ Controversies in TME Surgery ▶ OPEN TME for rectal cancer ▶ Lateral Pelvic lymphadenectomy ▶ Sphincter preservation in low rectal cancer ▶ Organ preservation versus radical surgery ▶ ESD for early rectal cancer ▶ Centralization of rectal cancer services	▶ Coffee	▶ Key Note lecture 2 ▶ Four decades of TME surgery	▶ Complete Response (CR) after CRT ▶ European experience ▶ Management of CR ▶ Radiological challenges in assessment ▶ Salvage surgery for recurrence after CR
1230-1330 ▶	1330-1530 ▶	1530-1545 ▶	1545-1600 ▶	1600-1645 ▶	1645-2000 ■	
▶ Lunch and sponsors exhibition	▶ Live operating ▶ Case 1- Laparoscopic AR for rectal cancer ▶ Case 2- Robotic AR for rectal cancer	▶ Panel discussion	▶ Coffee	▶ Training Pathways for TME Surgery ▶ LapCo model ▶ Robotic training ▶ TaTME training program	▶ Closing remarks and feedback, followed by Guided City Tour ▶ Faculty and Delegates Dinner	

Programme - Saturday, March 10, 2018

0800-0815 ▶	0815-0830 ▶	0830-0925 ▶	0925-1025 ▶	1025-1045 ▶	1045-1100 ▶	1100-1230 ▶
▶ Welcome and coffee	▶ Selected abstracts and Poster presentation	▶ Challenges in TME surgery ▶ Obese patients ▶ Stapling in the pelvis ▶ SILS (single port surgery) ▶ Complications and how to avoid them ▶ Pathologist impact on surgical outcomes	▶ Recent advances in TME surgery ▶ Fluorescence guided surgery ▶ SP platform ▶ ICG and anastomotic leak ▶ Clinical trials update including ROLLAR	▶ Keynote lecture 3 ▶ Optimizing outcomes in rectal cancer surgery	▶ Coffee	▶ How do I do it? ▶ Robotic TME in rectal cancer ▶ TaTME for rectal cancer ▶ Lap AR for rectal cancer ▶ Open TME ▶ TEM ▶ Extended lymphadenectomy
1230-1315 ▶	1315-1515 ▶	1515-1530 ▶	1530-1545 ▶	1545-1615 ▶	1615-1645 ▶	1645-1700 ■
▶ Lunch and sponsors exhibition	▶ Live operating ▶ Case 1 - TaTME for rectal cancer ▶ Case 2- Robotic Lateral pelvic lymph node dissection Or RLAR with ISD	▶ Panel discussion	▶ Coffee	▶ Keynote lecture 4 ▶ LARS-Low anterior resection Syndrome	▶ How to make a business case? ▶ Robotic colorectal surgery ▶ TaTME surgery	▶ Closing remarks, feedback and certificates